

**PUBLIC UTILITY DISTRICT NO. 1
OF
JEFFERSON COUNTY**

RESOLUTION NO. 2023-023

A RESOLUTION of the Board of Commissioners of the Public Utility District No 1 of Jefferson County, Washington (“the PUD”), revising and superseding Exhibit B of Resolution 2022-011 and adopting various construction rates for electric services.

WHEREAS, the PUD staff has reviewed PUD Resolution 2022-011 and its Exhibit: Schedule of Deposits and Charges and Electrical Line Extension Unit Prices (“Exhibit B”); and

WHEREAS, the PUD staff has revised construction rates for new services to reflect an increase in labor and material rates; and


WHEREAS, new service quotes issued prior to January 1, 2024 with rates set under Resolution 2022-011, shall be honored through the quote expiration date, which is 90 days after the issue date; and


WHEREAS, Schedule of Deposits and Charges (“Exhibit B”) have been revised for Electric services referred to in Exhibit B,

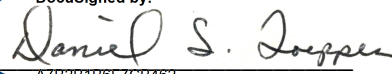
NOW, THEREFORE, BE IT RESOLVED, by the Board of Commissioners of Public Utility District No. 1 of Jefferson County, Washington as follows:

The Board of Commissioners has reviewed the revised rates in the exhibit titled “Public Utility District No. 1 of Jefferson County Schedule of Charges for Electric Services (“Exhibit B”)”, attached hereto and incorporated by reference, and hereby adopts these changes effective January 1, 2024. Exhibit A in Resolution 2022-011 remains unchanged by this action of the Board of Commissioners.

ADOPTED by the Board of Commissioners of Public Utility District No. 1 of Jefferson County, Washington, at a regular open meeting held this 19th day of September 2023.

DocuSigned by:

B55120D92D6C415...
Kenneth Collins, President

DocuSigned by:

F8F1549A386F419...
Jeff Randall, Vice President

DocuSigned by:

A7B2B1B6F7CB462...
Dan Toepper, Secretary

“EXHIBIT B”

**PUBLIC UTILITY DISTRICT NO. 1
OF JEFFERSON COUNTY**

SCHEDULE OF CHARGES FOR ELECTRIC SERVICES

Last Approved March 1, 2022

Updated September 19, 2023

CHARGES

New Electric Service Charges (includes connect and engineering charges)

Overhead (self-contained meter only) Restricted per “Exhibit A” Electric Service Regulations, Section 3 – Line Extension Regulations.

- | | | |
|----|--|-------------------------------|
| 1) | Single Phase | \$3,500 |
| | From existing overhead transformer. Includes overhead conductor to customer building, up to 120 feet from the existing transformer. | |
| 2) | Single Phase | \$3,250 |
| | Install new or upgraded overhead transformer. Includes overhead conductor to customer building, up to 120 feet from transformer. The cost of the transformer is in addition. | |
| 3) | Three Phase | Requires engineer’s estimate. |

Underground (self-contained meter only)

- | | | |
|----|---|----------------|
| 1) | Single Phase – 200A | \$2,710 |
| | From existing pad mounted transformer. For services up to 300 feet from transformer, includes service conductor. | |
| 2) | Single Phase – 320A | \$3,410 |
| | From existing pad mounted transformer. For services up to 250 feet from transformer, includes service conductor. | |
| 3) | Single Phase – 200A | \$3,100 |
| | Underground and increasing transformer size. For services up to 300 feet from transformer, includes service conductor and upgrading transformer. The cost of the transformer is in addition. | |
| 4) | Single Phase – 320A | \$3,800 |
| | Underground and increasing transformer size. For services up to 300 feet from transformer, includes service conductor and upgrading transformer. The cost of the transformer is in addition. | |
| 5) | Single Phase – 200A | \$3,600 |
| | Underground with new pad mounted transformer. For services up to 300 feet from transformer, includes service conductor, new pad mounted transformer and primary terminations. The cost of the transformer is in addition. | |
| 6) | Single Phase – 320A | \$4,300 |

Underground with new pad mounted transformer. For services up to 250 feet from transformer, includes service conductor, new pad mounted transformer and primary terminations. The cost of the transformer is in addition.

- 7) **Single Phase – 200A** \$3,100
From pole with existing transformers. Includes up to 300 feet of service conductor and secondary riser.
- 8) **Single Phase – 320A** \$3,100
From pole with existing transformers. Includes up to 250 feet of service conductor and secondary riser.
- 9) **Single Phase – 200A** \$3,800
From pole with new overhead transformer. Includes up to 300 feet of service conductor and secondary riser. The cost of the transformer is in addition.
- 10) **Single Phase – 320A** \$4,500
From pole with new overhead transformer. Includes up to 250 feet of service conductor and secondary riser. The cost of the transformer is in addition.
- 11) **Three Phase** \$1,500
From existing pad mounted transformer. Customer is responsible for conductor between transformer and service equipment. Other charges may apply, such as current transformers. More complex services may require engineer's estimate.
- 12) **Three Phase** \$1,965
Increasing pad mounted transformer size. Customer is responsible for conductor between transformer and service equipment. Other charges may apply, such as current transformers. More complex services may require engineer's estimate. The cost of the transformer is in addition.
- 13) **Three Phase** \$3,400
Underground with new pad mounted transformer. Includes new pad mounted transformer and primary terminations. Customer is responsible for conductor between transformer and service equipment. The cost of the transformer is in addition.
- 14) **Commercial and Multifamily** Requires an engineer's estimate.
- 15) The cost of transformers will be the average cost of the newest purchased price and the prior cost of the transformer.

Electric – Other

- 1) Additional meter(s) at a multiple service installation involving a single service run.

- a) Each additional meter installed at time of original connection: \$250
 - b) Each additional meter installed later than original connection: \$400

- 2) Current Transformer (CT) Meter Connection (in addition to other charges, may require engineer's estimate)
 - a) Single-Phase: \$1,650
 - b) Three-Phase: \$2,750

- 3) Net Meter Installation
 - a) Standard: \$385
 - b) CT Meter: \$655

- 4) Temporary Service
 - a) Construction: \$615
Customer supplies service conductor. This charge is in conjunction with other new service charges.
 - b) Community Sponsored Festival: Requires an engineer's estimate.

- 5) Primary Meter: Requires an engineer's estimate.

- 6) Idle Service:
 - a) Residential \$40/mo.
 - b) Commercial \$110/mo.

Miscellaneous Service Charges**Customer Service Conversion**

- | | |
|--|---------|
| 1) Convert overhead service to underground service (200A): | \$1,500 |
| 2) Convert overhead service to underground service (320A): | \$1,900 |

Easements and Other Recorded Documents

- | | |
|-------------------------|-------|
| 1) Document Preparation | \$200 |
|-------------------------|-------|

Engineering Charge for Developer Proposals

Actual cost over \$1,000

- | | |
|------------------------------|------|
| Engineering Rate (per hour): | \$80 |
|------------------------------|------|

Increased electrical loads: Add service conversion charge when a transformer upgrade is required to maintain adequate capacity for a service upgrade. Additional connection charge for new services. The cost of the transformer(s) will be in addition to the following fees.

- | | |
|----------------------------|---------|
| 1) Single-phase overhead: | \$1,225 |
| 2) Three-phase overhead: | \$3,925 |
| 3) Single-phase pad mount: | \$1,470 |
| 4) Three-phase pad mount | \$1,970 |

Lock Box – Installed (one size only)	\$347
---	-------

Right-of-Way (ROW) Permits: The PUD will obtain utility ROW permits for Jefferson County and Washington State Department of Transportation. The customer will be responsible for actual cost of the permit and any related inspection fees.

Yard Lights

- | | |
|---------------------------------|---------|
| 1) Install light only: | \$1,000 |
| 2) Install wood pole and light: | \$3,620 |

Electrical Line Extension Unit Prices

Underground Primary Cable

Single-Phase (per ft)	\$10.75
Three-Phase (per ft)	\$34.40

Pads and Vaults for Transformers

Single-Phase Fiberglass Pad	\$1,390
Three-Phase Vault and Lid	\$6,830

Three-Phase Pad Mounted Transformers

Actual cost of transformer.

*May require engineer's quote.

Concrete Vaults and Lids

Old Castle 444-LA	\$4,265
Old Castle 644-LA	\$6,325
Old Castle 575-LA	\$7,350

Primary Junction Box

Single-Phase (4-way)	\$2,175
Single-Phase (4-way, in vault*)	\$700
Three-Phase (4-way, in vault*)	\$980

*New vaults are per fee schedule.

Switch Cabinets

Single-Phase	Engineer Estimate
Three-Phase	Engineer Estimate

Secondary Vaults and Pedestal

Handhole or Pedestal	\$960
----------------------	-------

Primary Cable Accessories

Load Break Elbow (200A)	\$325
Surge Arrester Elbow	\$335
Feed-Thru Bushing	\$565
Cable Splice	\$790
Outdoor Termination	\$450

Cable Risers

Single-Phase Primary	\$2,040
Three-Phase Primary	\$4,950
Secondary	\$700

Overhead Primary Pole Restricted

Single-Phase	\$4,973
V-Phase	\$5,650
Three-Phase	\$6,510
Inset Single-Phase	\$4,950
Inset V-Phase	\$5,425
Inset Three-Phase	\$5,753

Convert Single-Phase to Three-Phase\$2,400

Overhead Tap Restricted

Single-Phase	\$1,575
Three-Phase	\$4,230

Miscellaneous Overhead Restricted

Secondary/Guy Pole	\$2,700
Guy and Anchor	\$1,220
Span Guy	\$550